

# 1156 15TH STREET NW

## WASHINGTON, DC

4,321 SF & 2,355 SF 2ND GEN CAFE  
WITH COOKING EXHAUST AVAILABLE

RAPPAPORT  
CULTIVATING PLACES

4,321 SF

2,355 SF





1156



## 1156 15TH STREET NW WASHINGTON, DC

- Prominent corner and inline space at 15th and M Streets near both Scott and Thomas Circles in Downtown D.C.
- Over 5,000 hotel rooms within a .25 mile radius with high visibility and strong Walk Score of 97
- Over 2,200 residential multi-units within a .25 mile radius and within walking distance to both Farragut North and McPherson Square Metro Stations
- Located near landmarks, including The White House (less than 1 mile), the National Mall (1 mile), and multiple Smithsonian museums
- Ceiling heights are 15ft, while frontage on 15th Street is 24.08ft and M Street is 32.16ft

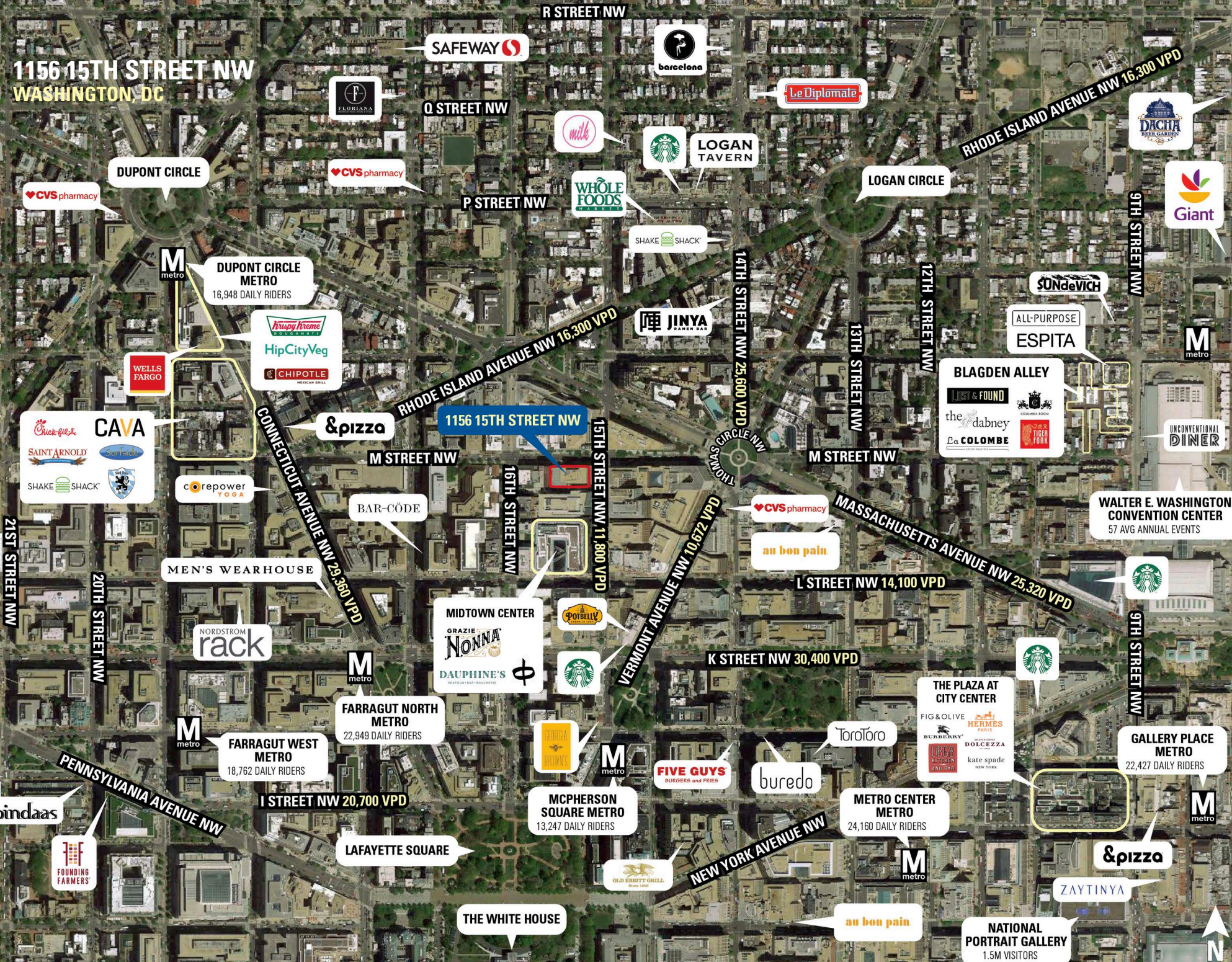
### DEMOGRAPHICS 2024

	0.25 MILE	0.5 MILE	1 MILE
 POPULATION	5,499	20,493	83,499
 DAYTIME POPULATION	45,197	156,229	362,386
 HOUSEHOLD INCOME	\$114,682	\$133,222	\$134,854
 TRAFFIC COUNTS	12,249 on 15th Street NW		

### AREA RETAILERS



1156 15TH STREET NW  
WASHINGTON, DC



SAFeway

barcelona

Le Diplomate

FLORIANA

Q STREET NW

milk

Starbucks

LOGAN TAVERN

RHODE ISLAND AVENUE NW 16,300 VPD

DACHA

DUPONT CIRCLE

CVS pharmacy

CVS pharmacy

P STREET NW

WHOLE FOODS MARKET

LOGAN CIRCLE

Giant

M metro

DUPONT CIRCLE METRO  
16,948 DAILY RIDERS

Krispy Kreme

HipCityVeg

CHIPOTLE

WELLS FARGO

RHODE ISLAND AVENUE NW 16,300 VPD

JINYA

SHAKE SHACK

12TH STREET NW

SUNdevICH

ALL-PURPOSE

ESPITA

M metro

CAVA  
SHAKE SHACK

corepower YOGA

&pizza

M STREET NW

1156 15TH STREET NW

15TH STREET NW 11,800 VPD

BAR-CODE

MEN'S WEARHOUSE

NORDSTROM rack

M metro

FARRAGUT NORTH METRO  
22,949 DAILY RIDERS

FARRAGUT WEST METRO  
18,762 DAILY RIDERS

MIDTOWN CENTER  
GRAZIE NONNA  
DAUPHINE'S

POTBELLY

Starbucks

CVS pharmacy

au bon pain

MASSACHUSETTS AVENUE NW 25,320 VPD

WALTER E. WASHINGTON CONVENTION CENTER  
57 AVG ANNUAL EVENTS

Starbucks

21ST STREET NW

20TH STREET NW

16TH STREET NW

14TH STREET NW 25,600 VPD

13TH STREET NW

THOMAS CIRCLE NW

M STREET NW

L STREET NW 14,100 VPD

K STREET NW 30,400 VPD

THE PLAZA AT CITY CENTER

FIG & OLIVE

HERMES

BURBERRY

DOLCEZZA

ORIGAMI

kate spade

GALLERY PLACE METRO  
22,427 DAILY RIDERS

M metro

bindaas

FOUNDING FARMERS

I STREET NW 20,700 VPD

LAFAYETTE SQUARE

MCPHERSON SQUARE METRO  
13,247 DAILY RIDERS

M metro

FIVE GUYS

buredo

Torotoro

METRO CENTER METRO  
24,160 DAILY RIDERS

M metro

&pizza

ZAYTINYA

THE WHITE HOUSE

au bon pain

NATIONAL PORTRAIT GALLERY  
1.5M VISITORS

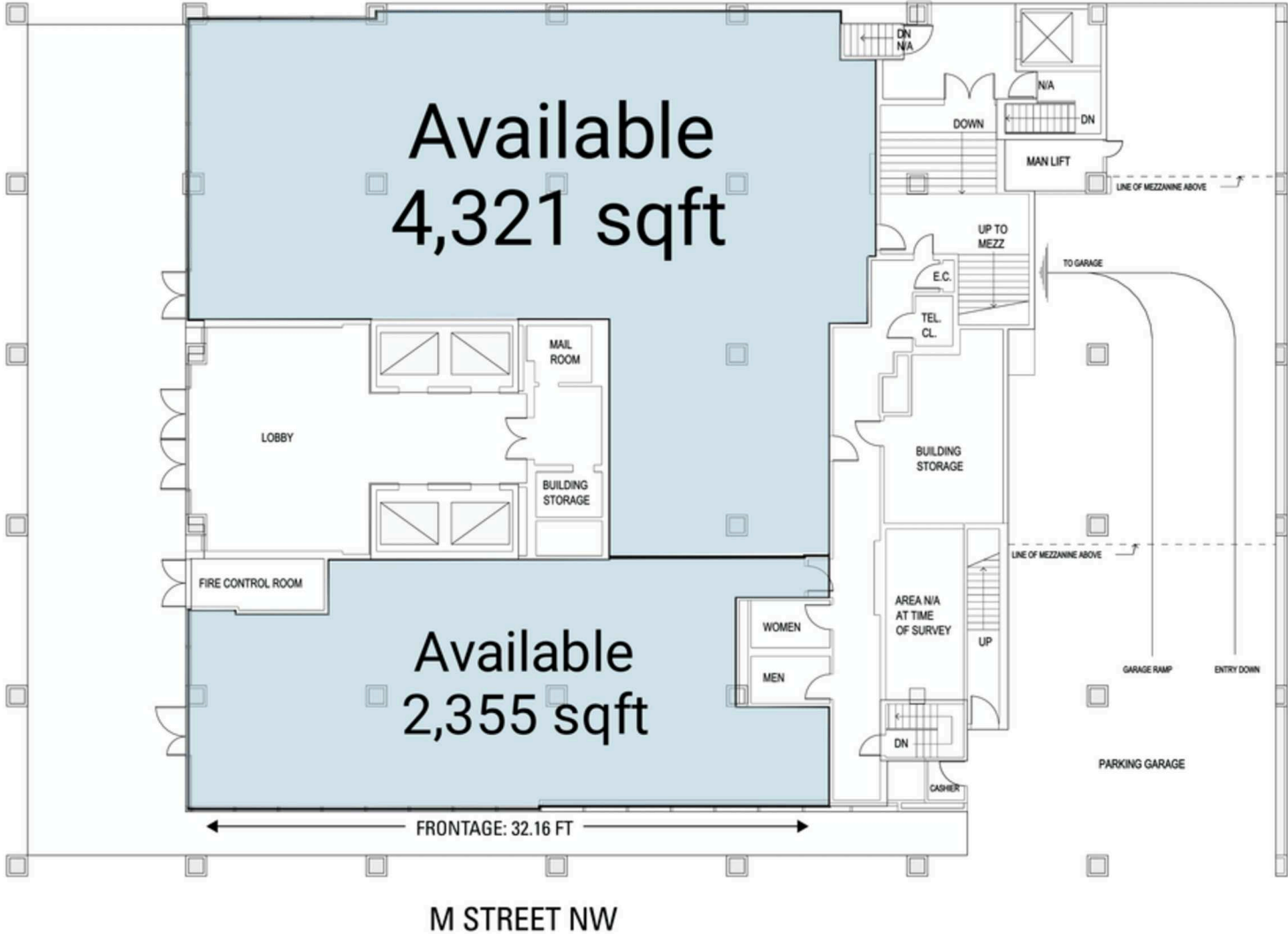


# SITE PLAN

1156 15TH STREET NW | WASHINGTON, DC

4,321 SF & 2,355 SF 2ND GENERATION CAFE WITH COOKING AVAILABLE

15TH STREET NW 12,249 VPD





**1156 15TH STREET NW | 1156 15TH STREET NW, WASHINGTON, DC**

**Bill Dickinson | [bdickinson@rappaportco.com](mailto:bdickinson@rappaportco.com) | 703.310.6983**

**Melissa Webb | [mwebb@rappaportco.com](mailto:mwebb@rappaportco.com) | 703.980.6829**

**Mike Howard | [mhoward@rappaportco.com](mailto:mhoward@rappaportco.com) | 571.382.1219**

**[rappaportco.com](http://rappaportco.com)**