

BETHESDA CROSSING

BETHESDA, MD

7315 WISCONSIN AVENUE

RAPPAPORT
CULTIVATING PLACES

7315







RETAIL
RAPPAPORT
571.382.1290

BETHESDA CROSSING

BETHESDA, MD

- Two retail opportunities available, located at the entrance to the interior portion of the project
- Bethesda Crossing is a project consisting of 700,000 SF of office space as well as 216 hotel rooms
- Just steps from several major hotel brands, such as Residence Inn by Marriott, Hyatt Regency, and Hilton Garden Inn, Marriott, and AC Hotel

DEMOGRAPHICS 2024

	1 MILE	3 MILES	5 MILES
 POPULATION	27,986	157,432	498,504
 DAYTIME POPULATION	40,191	115,982	250,262
 HOUSEHOLD INCOME	\$204,646	\$237,657	\$178,645
 TRAFFIC COUNTS	29,610 on Wisconsin Avenue		

AREA RETAILERS



BETHESDA CROSSING
BETHESDA, MD



MARRIOTT
HEADQUARTERS

E W HIGHWAY 14,716 VPD

CLUB PILATES
SOULCYCLE
EQUINOX
WELLS FARGO
THE RURAL GATE
CITY AND CHURCH

M
metro
FOX5
WASHINGTON DC
HEADQUARTERS

AC
HOTELS
MARRIOTT

Residence INN
BY MARRIOTT

Hilton
Garden Inn

LUKE'S
PAU HUI
WAVAN
COFFEE. BAKERY. KITCHEN
ANTHROPOLOGIE
FIVE GUYS **matchbox**
THE SALT LINE OYSTER SALE

SPANISH VIVER
FISH TACO
LANDMARK THEATRES

WISCONSIN AVENUE 29,910 VPD



BETHESDA CROSSING

Giant

Tatte
Bakery & Cafe

CVS
pharmacy

Panera
BREAD
SUBWAY

Apple
THE NORTH FACE
WILLIAMS SONOMA
CALIFORNIA

TRUE FOOD KITCHEN

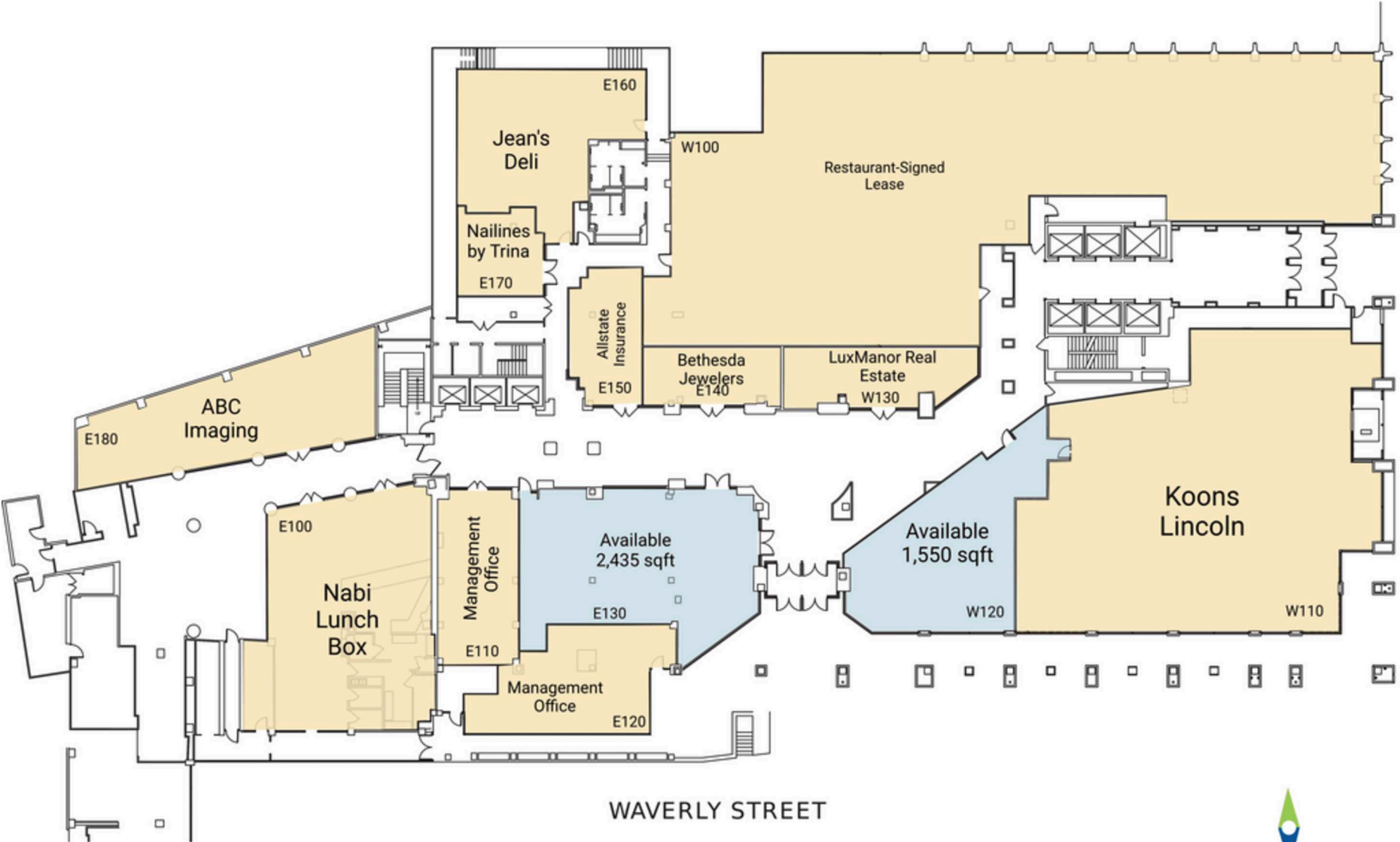
PAUL
CHOP'T
POTTERY BARN

TACOMBI

CVS
pharmacy

TRADER JOE'S

SITE PLAN: GROUND FLOOR
BETHESDA CROSSING | BETHESDA, MD
1,550 - 2,435 SF AVAILABLE



WISCONSIN AVENUE 29,610 VPD

WAVERLY STREET



RAPPAPORT
CULTIVATING PLACES

7315 WISCONSIN AVENUE, BETHESDA, MD

Mike Howard | mhoward@rappaportco.com | 571.382.1219

Pat O'Meara | pomeara@rappaportco.com | 571.382.1218

rappaportco.com