

# BETHESDA CROSSING

BETHESDA, MD

7315 WISCONSIN AVENUE

RAPPAPORT  
CULTIVATING PLACES

7315



RETAIL  
RAPPAPORT  
571.382.1290  
rappaport.com







# BETHESDA CROSSING

## BETHESDA, MD

- | Two retail opportunities available, located at the entrance to the interior portion of the project
- | Bethesda Crossing is a project consisting of 700,000 SF of office space as well as 216 hotel rooms
- | Just steps from several major hotel brands, such as Residence Inn by Marriott, Hyatt Regency, and Hilton Garden Inn, Marriott, and AC Hotel

## DEMOGRAPHICS 2025

	1 MILE	3 MILES	5 MILES
 POPULATION	27,986	157,432	498,504
 DAYTIME POPULATION	40,191	115,982	250,262
 HOUSEHOLD INCOME	\$204,646	\$237,657	\$178,645
 TRAFFIC COUNTS	30,000 on Wisconsin Avenue		

## AREA RETAILERS





**BETHESDA CROSSING**  
**BETHESDA, MD**



**E W HIGHWAY 12,000 VPD**

**WISCONSIN AVENUE 30,000 VPD**

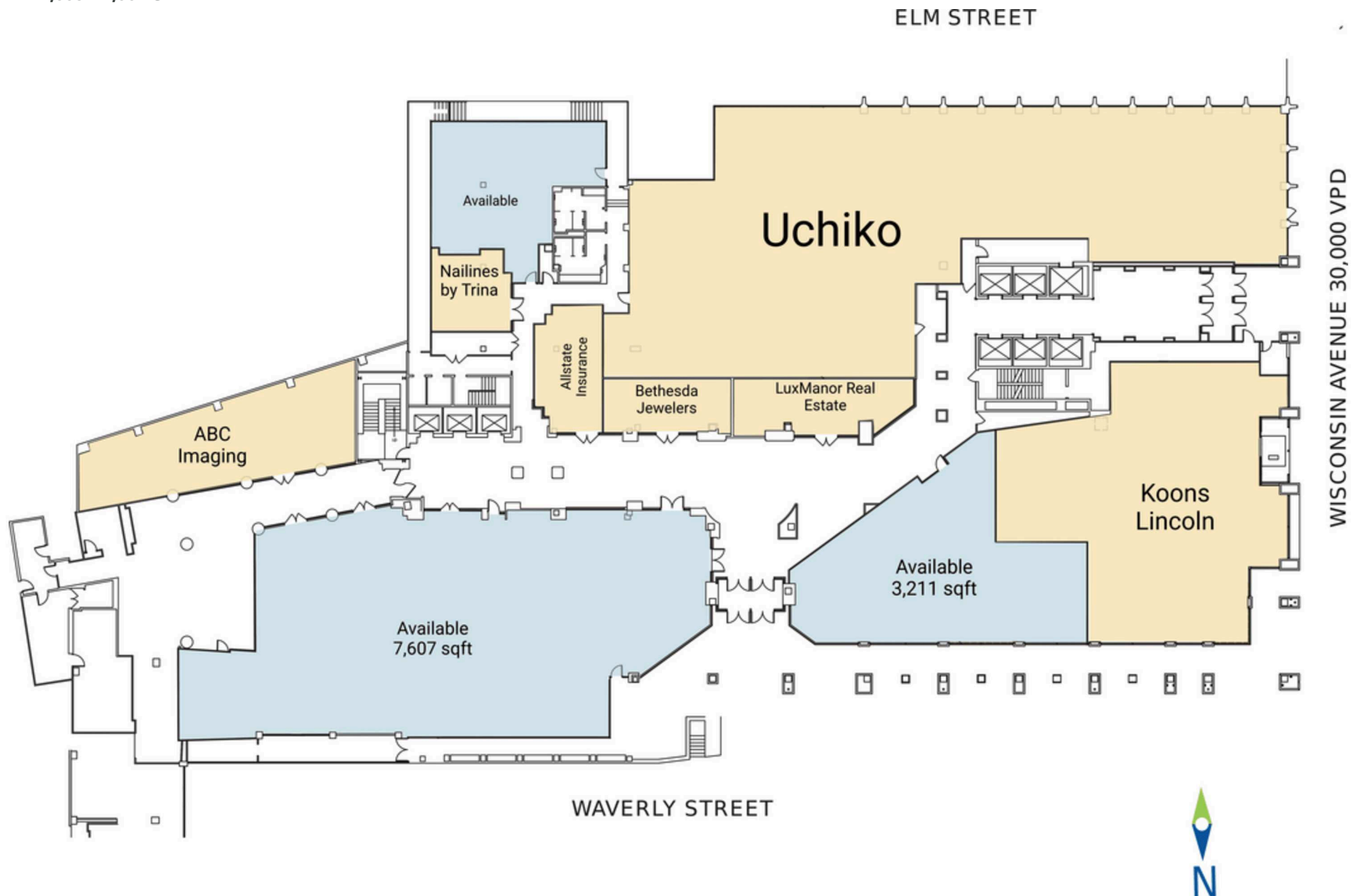


**BETHESDA CROSSING**





**SITE PLAN: GROUND FLOOR**  
**BETHESDA CROSSING | BETHESDA, MD**  
**1,609 - 7,607 SF AVAILABLE**





**7315 WISCONSIN AVENUE, BETHESDA, MD**

**Mike Howard | [mhoward@rappaportco.com](mailto:mhoward@rappaportco.com) | 571.382.1219**

**Pat O'Meara | [pomeara@rappaportco.com](mailto:pomeara@rappaportco.com) | 571.382.1218**

**[rappaportco.com](http://rappaportco.com)**