

# BETHESDA CROSSING

BETHESDA, MD

7315 WISCONSIN AVENUE

RAPPAPORT  
CULTIVATING PLACES

7315



RETAIL  
RAPPAPORT  
571.382.1290  
rappaport.com







## BETHESDA CROSSING

### BETHESDA, MD

- Retail opportunities available, located at the entrance to the interior portion of the project
- Bethesda Crossing is a project consisting of 700,000 SF of office space as well as 216 hotel rooms
- Just steps from several major hotel brands, such as Residence Inn by Marriott, Hyatt Regency, and Hilton Garden Inn, Marriott, and AC Hotel

### DEMOGRAPHICS 2025

	1 MILE	3 MILES	5 MILES
 <b>POPULATION</b>	27,986	157,432	498,504
 <b>DAYTIME POPULATION</b>	40,191	115,982	250,262
 <b>HOUSEHOLD INCOME</b>	\$204,646	\$237,657	\$178,645
 <b>TRAFFIC COUNTS</b>	30,000 on Wisconsin Avenue		

### AREA RETAILERS





**BETHESDA CROSSING**  
**BETHESDA, MD**



**BETHESDA CROSSING**

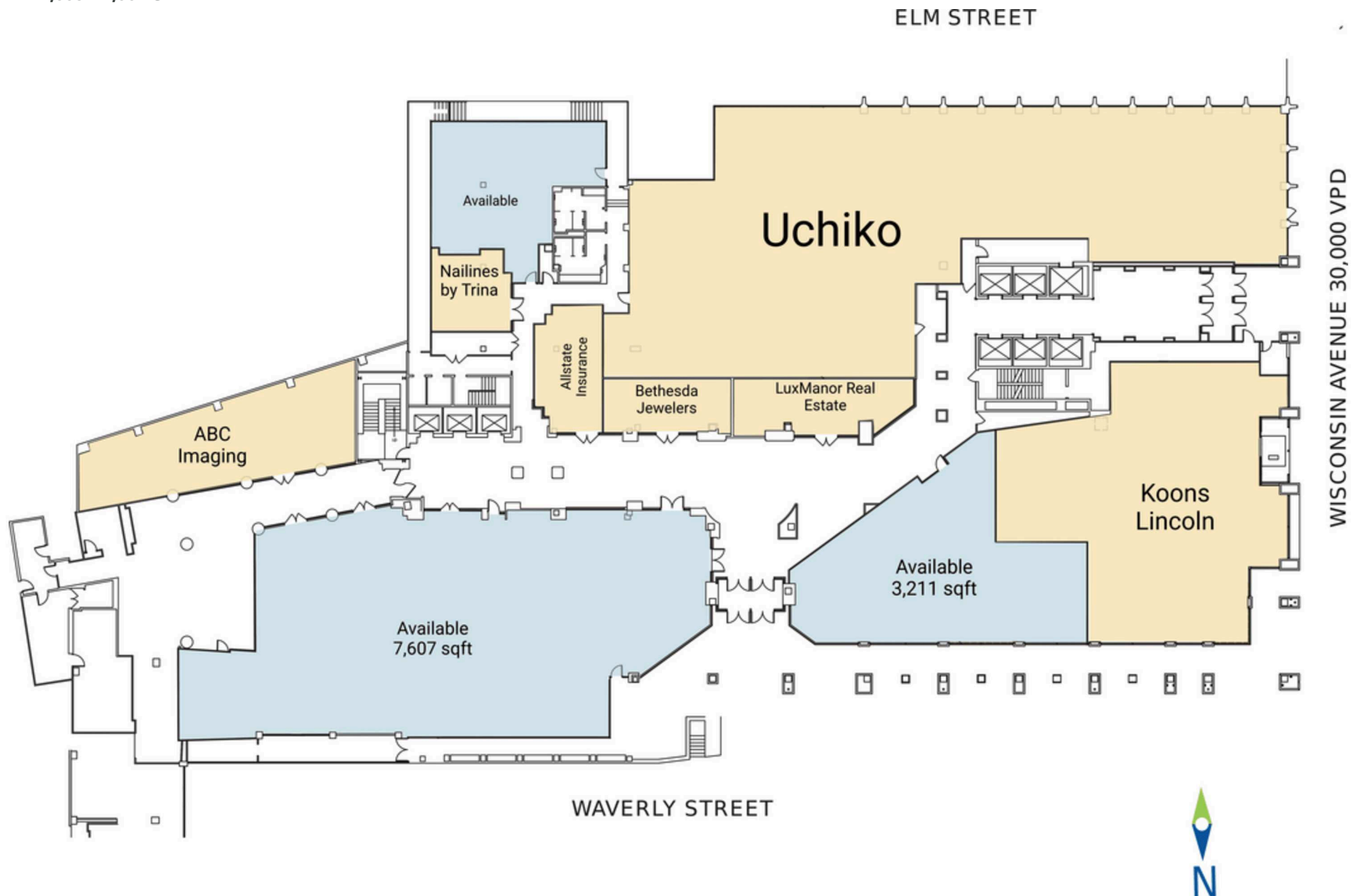


**E W HIGHWAY 12,000 VPD**

**WISCONSIN AVENUE 30,000 VPD**



**SITE PLAN: GROUND FLOOR**  
**BETHESDA CROSSING | BETHESDA, MD**  
**1,609 - 7,607 SF AVAILABLE**





**7315 WISCONSIN AVENUE, BETHESDA, MD**

**Mike Howard | [mhoward@rappaportco.com](mailto:mhoward@rappaportco.com) | 571.382.1219**

**Pat O'Meara | [pomeara@rappaportco.com](mailto:pomeara@rappaportco.com) | 571.382.1218**

**[rappaportco.com](http://rappaportco.com)**