

BETHESDA CROSSING

BETHESDA, MD

7315 WISCONSIN AVENUE

RAPPAPORT
CULTIVATING PLACES

7315







RETAIL
RAPPAPORT
571.382.1290
rappaport.com

BETHESDA CROSSING

BETHESDA, MD

- Retail opportunities available, located at the entrance to the interior portion of the project
- Bethesda Crossing is a project consisting of 700,000 SF of office space as well as 216 hotel rooms
- Just steps from several major hotel brands, such as Residence Inn by Marriott, Hyatt Regency, and Hilton Garden Inn, Marriott, and AC Hotel

DEMOGRAPHICS 2025

	1 MILE	3 MILES	5 MILES
 POPULATION	27,986	157,432	498,504
 DAYTIME POPULATION	40,191	115,982	250,262
 HOUSEHOLD INCOME	\$204,646	\$237,657	\$178,645
 TRAFFIC COUNTS	30,000 on Wisconsin Avenue		


AREA RETAILERS



BETHESDA CROSSING BETHESDA, MD



E W HIGHWAY 12,000 VPD

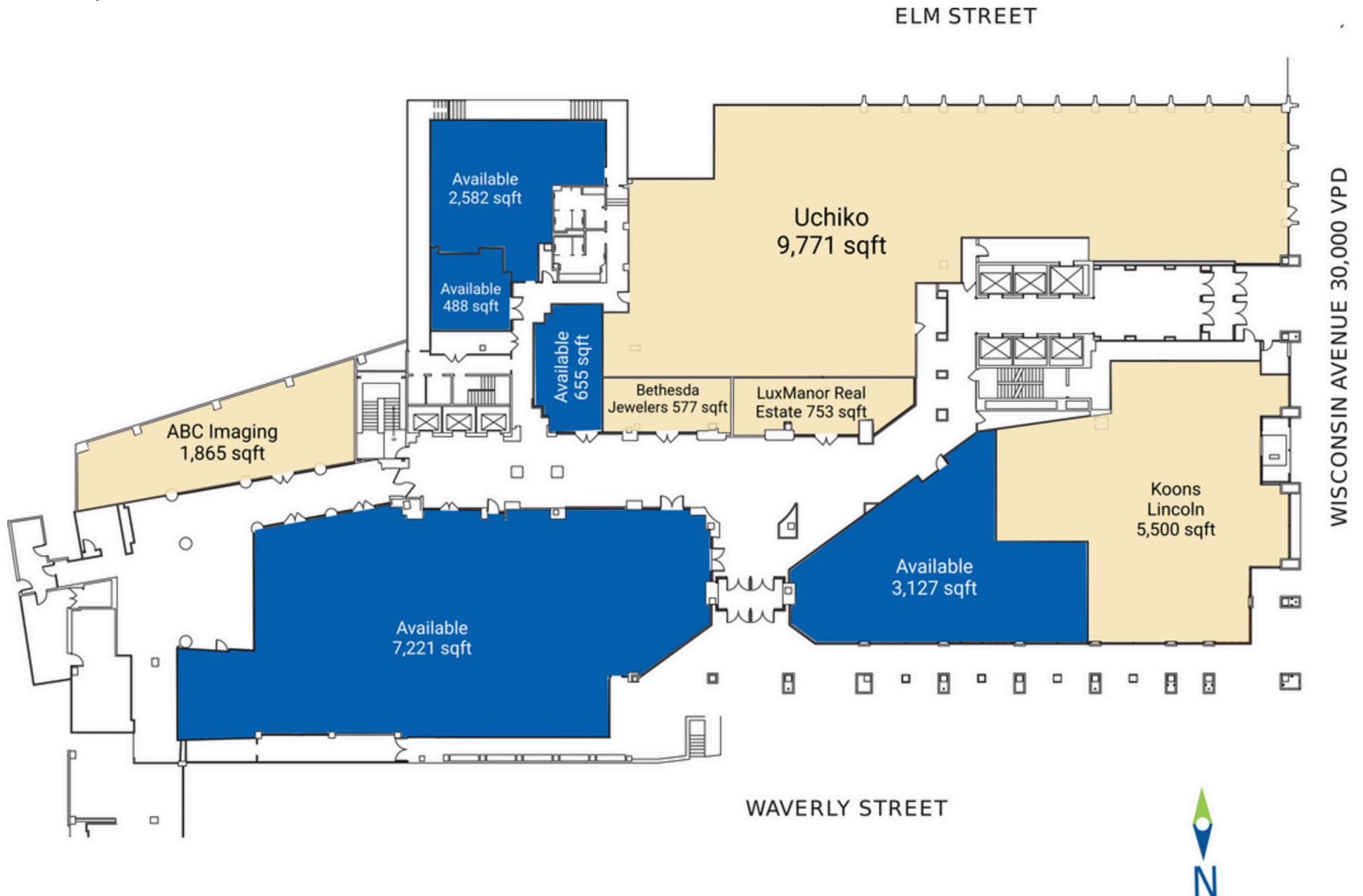


WISCONSIN AVENUE 30,000 VPD

Bethesda Crossing



SITE PLAN: GROUND FLOOR
BETHESDA CROSSING | BETHESDA, MD
488 - 7,221 SF AVAILABLE





7315 WISCONSIN AVENUE, BETHESDA, MD

Mike Howard | mhoward@rappaportco.com | 571.382.1219

Pat O'Meara | pomeara@rappaportco.com | 571.382.1218

rappaportco.com