

# 1700 NURSERY ROAD LINTHICUM HEIGHTS, MD

900 SF AVAILABLE





RAPPAPORT  
CULTIVATING PLACES



## 1700 NURSERY ROAD LINTHICUM HEIGHTS, MD

- | Highly visible 900 SF retail space available immediately
- | Located adjacent to highly trafficked Nursery road minutes from BWI Airport
- | Co-tenants include nationally recognized businesses Jimmy Johns and Starbucks.
- | Within close proximity to several hotels including Embassy Suites, Sheraton, Westin, and DoubleTree by Hilton

### DEMOGRAPHICS 2025

	1 MILE	3 MILES	5 MILES
 POPULATION	2,699	39,281	197,235
 DAYTIME POPULATION	4,191	39,638	121,952
 HOUSEHOLD INCOME	\$67,186	\$77,101	\$73,932
 TRAFFIC COUNTS	12,804 on West Nursery Road		

### CO-TENANTS





1700 NURSERY ROAD  
LINTHICUM HEIGHTS, MD



BALTIMORE-WASHINGTON PKY



WEST NURSERY ROAD 12,804 VPD



1700 W NURSERY RD



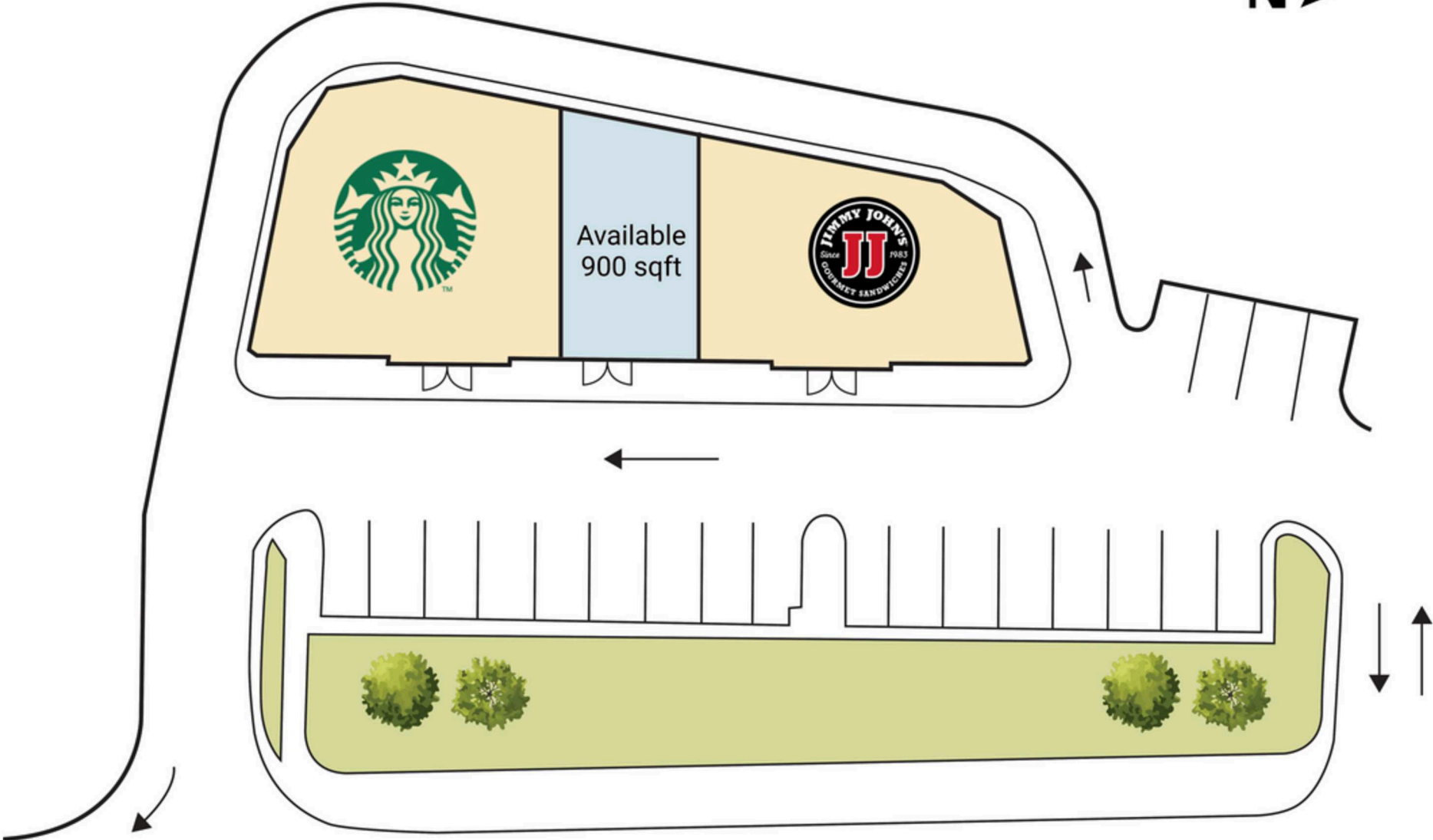
LINTHICUM HEIGHTS



**SITE PLAN**

1700 NURSERY ROAD | LINTHICUM HEIGHTS, MD

900 SF AVAILABLE



**WEST NURSERY ROAD 12,804 VPD**



**1700 NURSERY ROAD | 1700 NURSERY RD, LINTHICUM HEIGHTS, MD**

**Chris Pamboukian | [cpamboukian@rappaportco.com](mailto:cpamboukian@rappaportco.com) | 571.437.4524**

**Pat O'Meara | [pomeara@rappaportco.com](mailto:pomeara@rappaportco.com) | 571.382.1218**

**[rappaportco.com](http://rappaportco.com)**